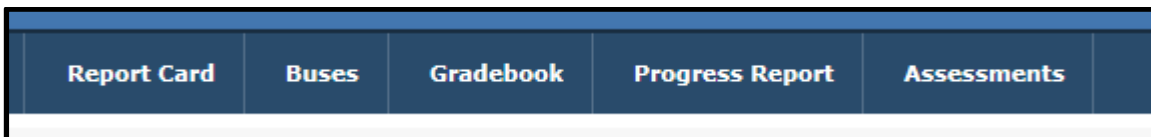
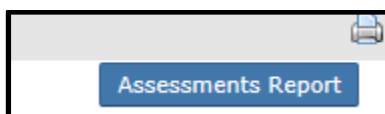


How to Access NYS Assessments through the Student Portal.

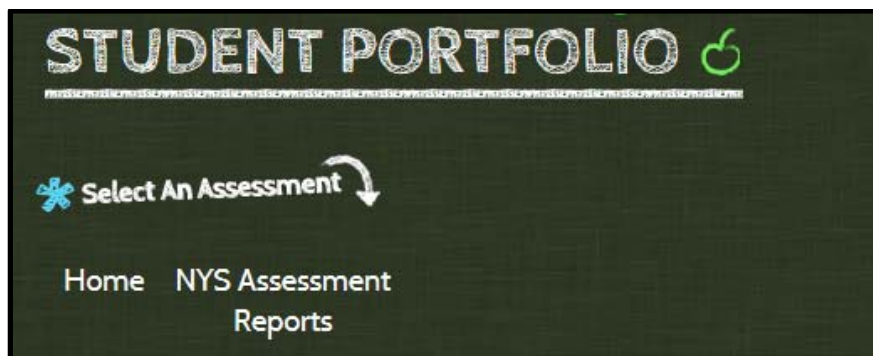
- Log in to the Student Portal to view your information.
- Click on the Assessments Tab



- Then click on Assessments Reports on the right side of the page. Doing so will take you to our web site add-on, webEdge, where the NYS assessment are viewable.



- webEdge opens in a pop up window. Click on NYS Assessment Reports to access the list of reports available to view.



- On the left side of the page click on one links for the available Assessments. If no NYS Assessments were taken in the 2015-16 school year there will be no links to click.

